

Bay Regional Medical Center Tumor Registry Report 2008 Data

During 2008 there were 1,266 new cases accessioned into the Registry. Of those cases accessioned 925 were analytic and 341 were non-analytic.

The Registry, in compliance with the American College of Surgeon's (ACOS) CoC guidelines, is responsible for abstracting all patients who are diagnosed or treated at Bay Regional Medical Center for cancer. The Registry is also responsible for the abstraction of patients who receive radiation therapy at Jeppesen Radiation Oncology Center (JROC) and at the Saginaw Radiation Oncology Center (SROC).

The registry as required by the ACOS standards has maintained a patient follow-up rate above 90%.

During the year Registry data was submitted electronically to the Michigan Department of Community Health Cancer Surveillance Unit of Michigan and to the National Cancer Data Base (NCDB). Submission to these two programs allows the registry to provide benchmarking information on a local as well as a national level.

There were 52 multidisciplinary, general Cancer Conferences held at Bay Regional Medical Center. Three hundred seventy-four (374) cases were presented at the Cancer Conferences. Continuing Education credit was provided through the Ingham Regional Medical Center Office of Continuing Medical Education.

Bay Regional Medical Center

2008 Primary Sites	Total Cases	Sex		Class of Case	AJCC Stage at Diagnosis - Analytic Only								
					Non-		0	I	II	III	IV	NA	Unk
					Male	Female							
ORAL CAVITY & PHARYNX	35	26	9	26	9	1	3	1	0	9	1	11	
Lip	4	4	0	3	1	0	1	0	0	0	0	2	
Tongue	13	7	6	10	3	0	2	0	0	3	0	5	
Salivary Glands	2	1	1	1	1	0	0	0	0	1	0	0	
Floor of Mouth	2	1	1	0	2	0	0	0	0	0	0	0	
Gum & Other Mouth	1	1	0	1	0	0	0	0	0	1	0	0	
Nasopharynx	1	1	0	1	0	0	0	0	0	0	0	1	
Tonsil	9	9	0	7	2	1	0	1	0	2	0	3	
Oropharynx	1	0	1	1	0	0	0	0	0	1	0	0	
Hypopharynx	1	1	0	1	0	0	0	0	0	1	0	0	
Other Oral Cavity & Pharynx	1	1	0	1	0	0	0	0	0	0	1	0	
DIGESTIVE SYSTEM	154	96	58	122	32	1	31	27	27	24	7	5	
Esophagus	15	10	5	13	2	0	2	4	1	5	0	1	
Stomach	18	11	7	16	2	0	5	1	3	5	1	1	
Small Intestine	3	1	2	3	0	0	0	0	1	0	2	0	
Colon Excluding Rectum	60	35	25	43	17	1	10	14	12	3	1	2	
Rectum & Rectosigmoid	28	19	9	25	3	0	10	4	7	4	0	0	
Anus, Anal Canal & Anorectum	1	1	0	1	0	0	0	0	0	0	0	1	
Liver & Intrahepatic Bile Duct	4	4	0	3	1	0	0	0	3	0	0	0	
Gallbladder	1	1	0	1	0	0	1	0	0	0	0	0	
Other Biliary	2	1	1	1	1	0	0	1	0	0	0	0	
Pancreas	19	11	8	13	6	0	3	3	0	7	0	0	
Peritoneum, Omentum & Mesentery	2	1	1	2	0	0	0	0	0	0	2	0	
Other Digestive Organs	1	1	0	1	0	0	0	0	0	0	1	0	
RESPIRATORY SYSTEM	246	137	109	194	52	0	35	12	57	78	2	10	
Nasal Cavity, Middle Ear & Accessory Sinu:	3	2	1	3	0	0	0	0	0	2	1	0	
Larynx	11	8	3	7	4	0	3	2	2	0	0	0	
Lung & Bronchus	232	127	105	184	48	0	32	10	55	76	1	10	
BONES & JOINTS	2	1	1	0	2	0	0	0	0	0	0	0	
Bones & Joints	2	1	1	0	2	0	0	0	0	0	0	0	
SOFT TISSUE	4	3	1	4	0	0	0	0	1	2	0	1	
Soft Tissue (including Heart)	4	3	1	4	0	0	0	0	1	2	0	1	
SKIN EXCLUDING BASAL & SQUAMOUS	49	27	22	26	23	8	12	0	3	1	1	1	
Melanoma -- Skin	43	25	18	23	20	8	11	0	3	0	0	1	
Other Nonepithelial Skin	6	2	4	3	3	0	1	0	0	1	1	0	
BASAL & SQUAMOUS SKIN	4	4	0	2	2	0	1	0	0	0	1	0	
Basal/Squamous cell carcinomas of Skin	4	4	0	2	2	0	1	0	0	0	1	0	
BREAST	184	0	184	159	25	26	59	42	18	5	0	9	
FEMALE GENITAL SYSTEM	69	0	69	53	16	3	18	10	7	6	2	7	
Cervix Uteri	18	0	18	18	0	3	4	3	5	1	0	2	
Corpus & Uterus, NOS	27	0	27	20	7	0	12	3	0	0	2	3	
Ovary	17	0	17	9	8	0	1	1	2	4	0	1	
Vagina	2	0	2	2	0	0	1	1	0	0	0	0	
Vulva	5	0	5	4	1	0	0	2	0	1	0	1	

Bay Regional Medical Center

2008 Primary Sites	Total Cases	Sex		Class of Case	AJCC Stage at Diagnosis - Analytic Only								
		Male	Female		Analytic	Non-Analytic	0	I	II	III	IV	NA	Unk
MALE GENITAL SYSTEM	192	192	0	102	90	0	5	72	2	6	0	17	
Prostate	178	178	0	93	85	0	0	71	1	6	0	15	
Testis	12	12	0	9	3	0	5	1	1	0	0	2	
Penis	1	1	0	0	1	0	0	0	0	0	0	0	
Other Male Genital Organs	1	1	0	0	1	0	0	0	0	0	0	0	
URINARY SYSTEM	97	72	25	76	21	15	37	7	5	9	0	3	
Urinary Bladder	65	48	17	50	15	14	26	3	4	3	0	0	
Kidney & Renal Pelvis	29	22	7	24	5	1	11	3	1	6	0	2	
Ureter	2	1	1	2	0	0	0	1	0	0	0	1	
Other Urinary Organs	1	1	0	0	1	0	0	0	0	0	0	0	
BRAIN & OTHER NERVOUS SYSTEM	40	13	27	31	9	0	0	0	0	0	31	0	
Brain	15	10	5	12	3	0	0	0	0	0	12	0	
Other Nervous System	25	3	22	19	6	0	0	0	0	0	19	0	
ENDOCRINE SYSTEM	41	15	26	31	10	0	7	3	1	1	18	1	
Thyroid	20	7	13	13	7	0	7	3	1	1	0	1	
Other Endocrine (including Thymus)	21	8	13	18	3	0	0	0	0	0	18	0	
LYMPHOMAS	58	28	30	40	18	0	12	7	8	10	1	2	
Hodgkin Lymphoma	4	3	1	3	1	0	1	0	2	0	0	0	
Non-Hodgkin Lymphoma	54	25	29	37	17	0	11	7	6	10	1	2	
MULTIPLE MYELOMA	10	7	3	8	2	0	0	0	0	0	8	0	
LEUKEMIAS	26	17	9	18	8	0	0	0	0	0	18	0	
Acute Lymphocytic Leukemia	3	3	0	2	1	0	0	0	0	0	2	0	
Chronic Lymphocytic Leukemia	14	9	5	8	6	0	0	0	0	0	8	0	
Other Lymphocytic Leukemia	1	0	1	1	0	0	0	0	0	0	1	0	
Acute Myeloid Leukemia	4	3	1	4	0	0	0	0	0	0	4	0	
Chronic Myeloid Leukemia	3	2	1	2	1	0	0	0	0	0	2	0	
Other Leukemia	1	0	1	1	0	0	0	0	0	0	1	0	
MESOTHELIOMA	2	2	0	2	0	0	0	2	0	0	0	0	
UNKNOWN PRIMARY SITE	53	29	24	31	22	0	0	0	0	0	31	0	
Total	1,266	669	597	925	341	54	220	183	129	151	121	67	

**Leading Sites of Cancer Incidence
2008 Statistics by Gender**
Bay Regional Medical Center

Bronchus/Lung

N 15%
S 15%
B 22%

Prostate

N 25%
S 30%
B 20%

Colon & Rectum

N 10%
S 9%
B 9%

Bladder

N 7%
S 6%
B 8%

Lymphomas

N 5%
S 5%
B 4%

All Sites

745,180
26,894
457



MEN

WOMEN

Breast

N 33%
S 28%
B 34%

Bronchus/Lung

N 14%
S 14%
B 17%

Corpus/Cervix Uteri

N 7%
S 8%
B 8%

Colon & Rectum

N 9%
S 11%
B 6%

Lymphomas

N 4%
S 5%
B 5%

All Sites

759,770*
24,787
468

Key N=National S= State of Michigan B= Bay Regional Medical Center

National Statistics Source: Cancer Facts & Figures, 2008 Estimates, American Cancer Society

Source: MI Resident Cancer Incidence file, cases diagnosed in 2006

Source: Bay Cancer Registry 2008 Statistical Data

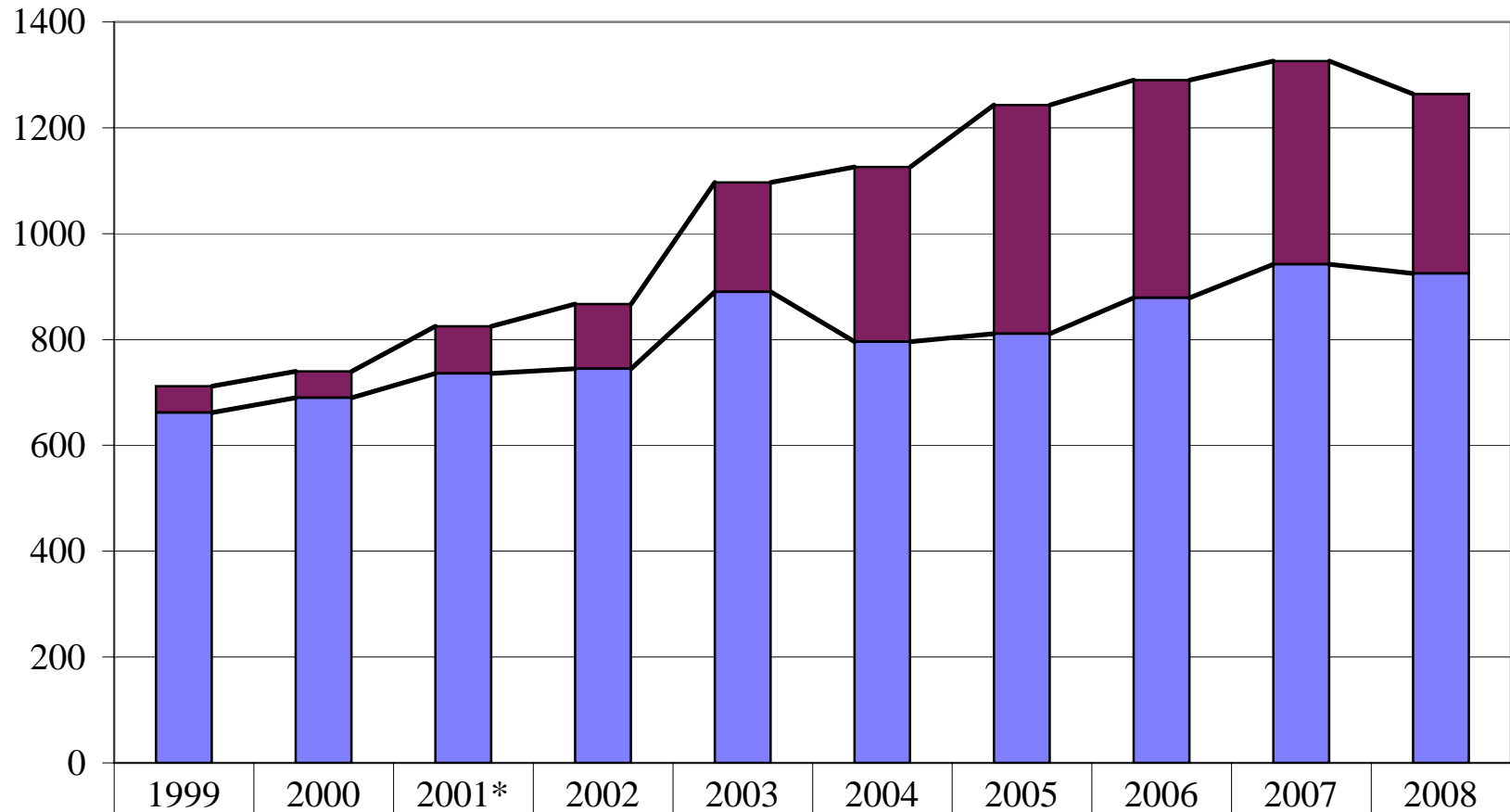
* Includes Breast CIS

Excludes localized basal and squamous cell skin cancer

2008 female = 692000 + 67,770 CIS Breast = 759,770

Bay Regional Medical Center

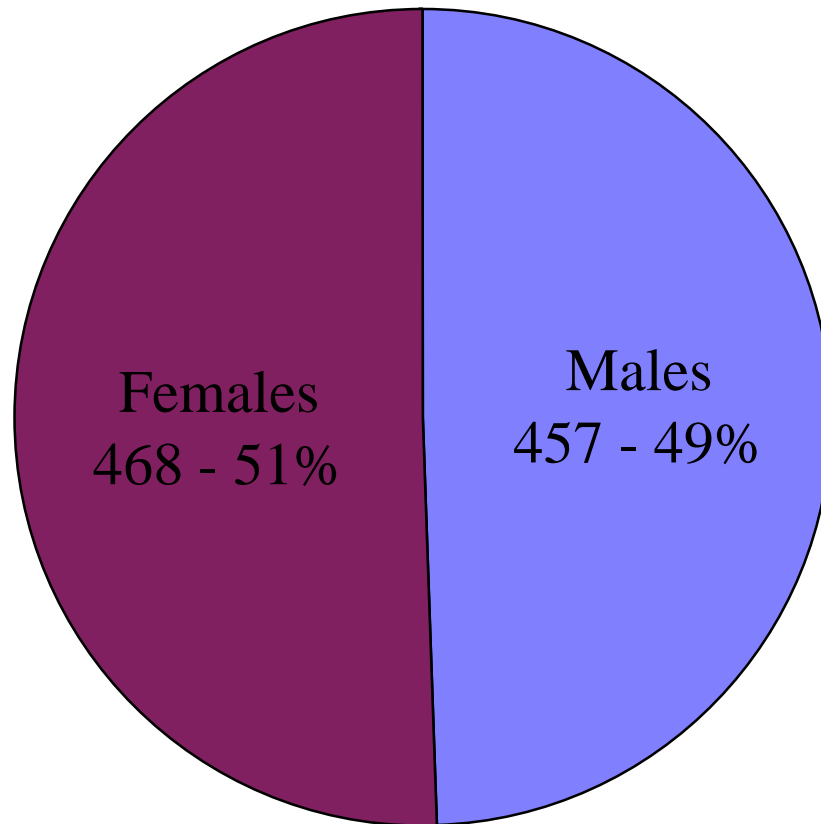
Analytic/Nonanalytic Accessions By Year



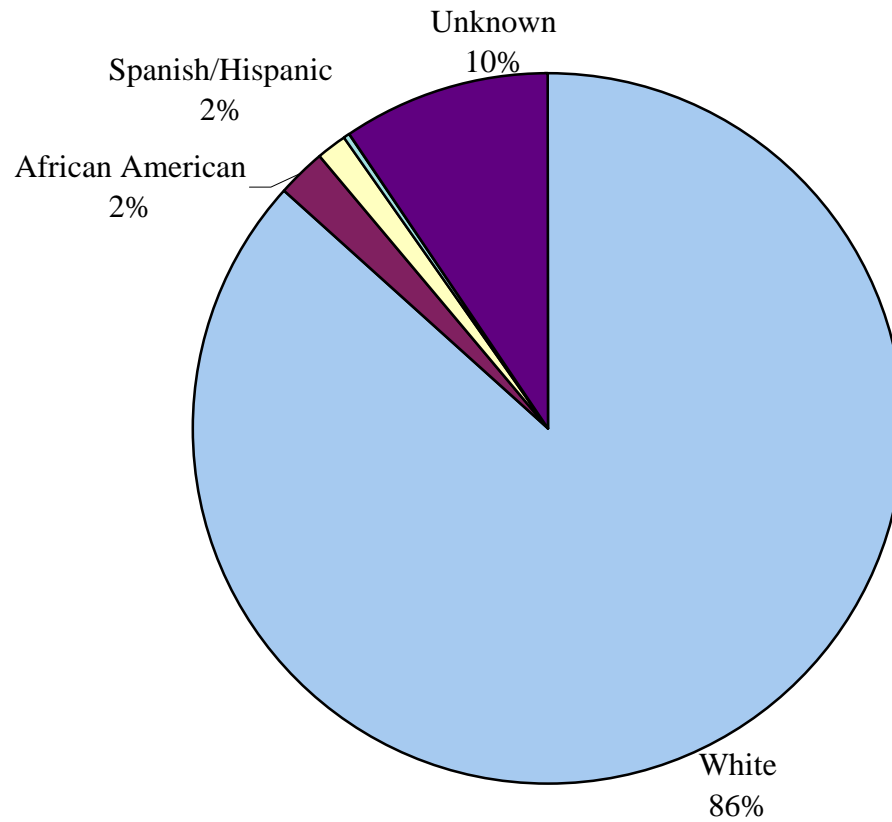
■ Nonanalytic	50	50	89	122	207	330	432	411	384	339
■ Analytic	662	690	736	745	890	796	811	879	942	925

*Begin abstracting SROC cases

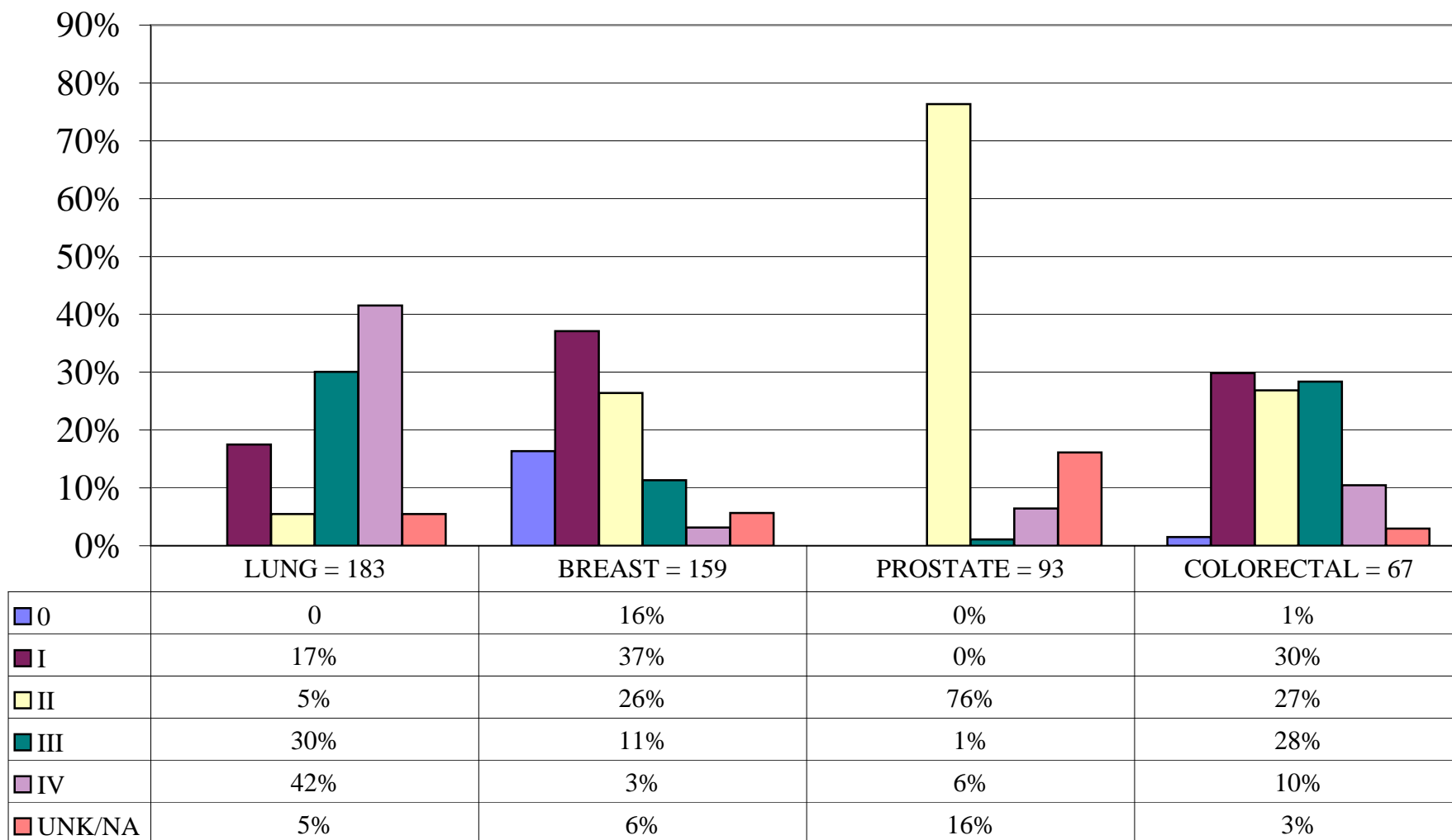
Gender Distribution 2008 Analytic Cases



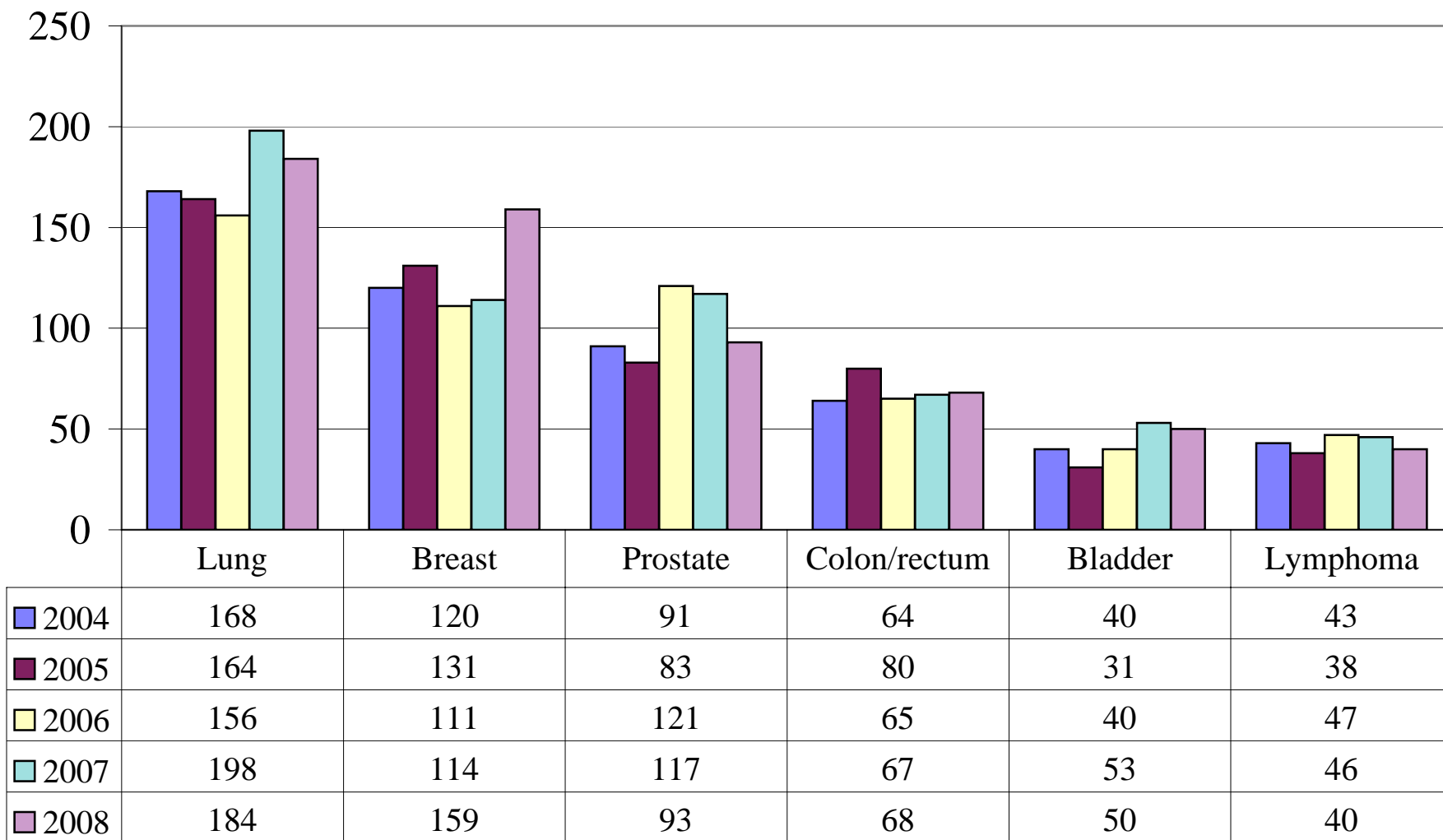
Race/Ethnicity Distribution 2008 Analytic Cases



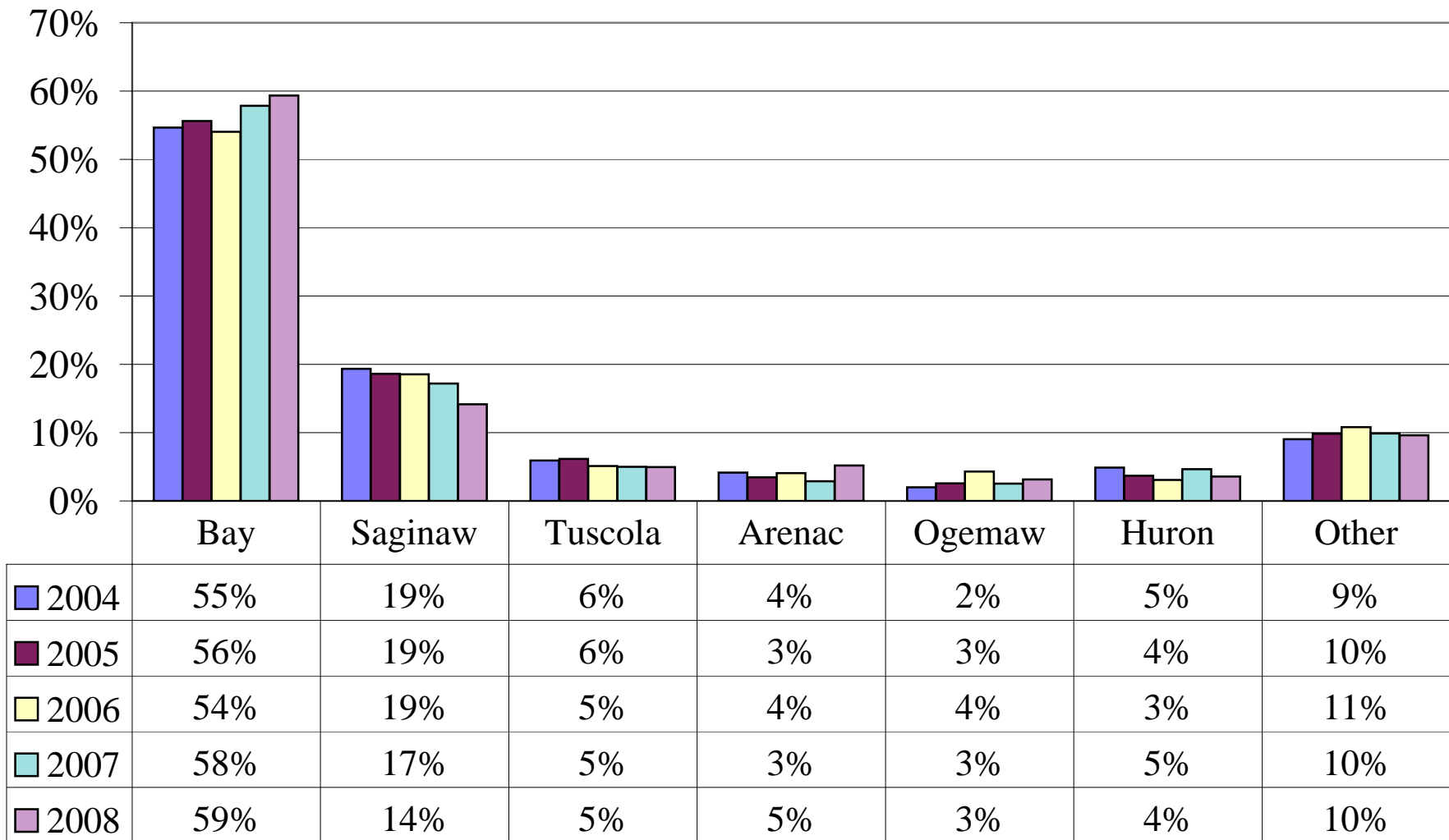
Major Primary Site Distribution by AJCC Stage 2008 Analytic Cases



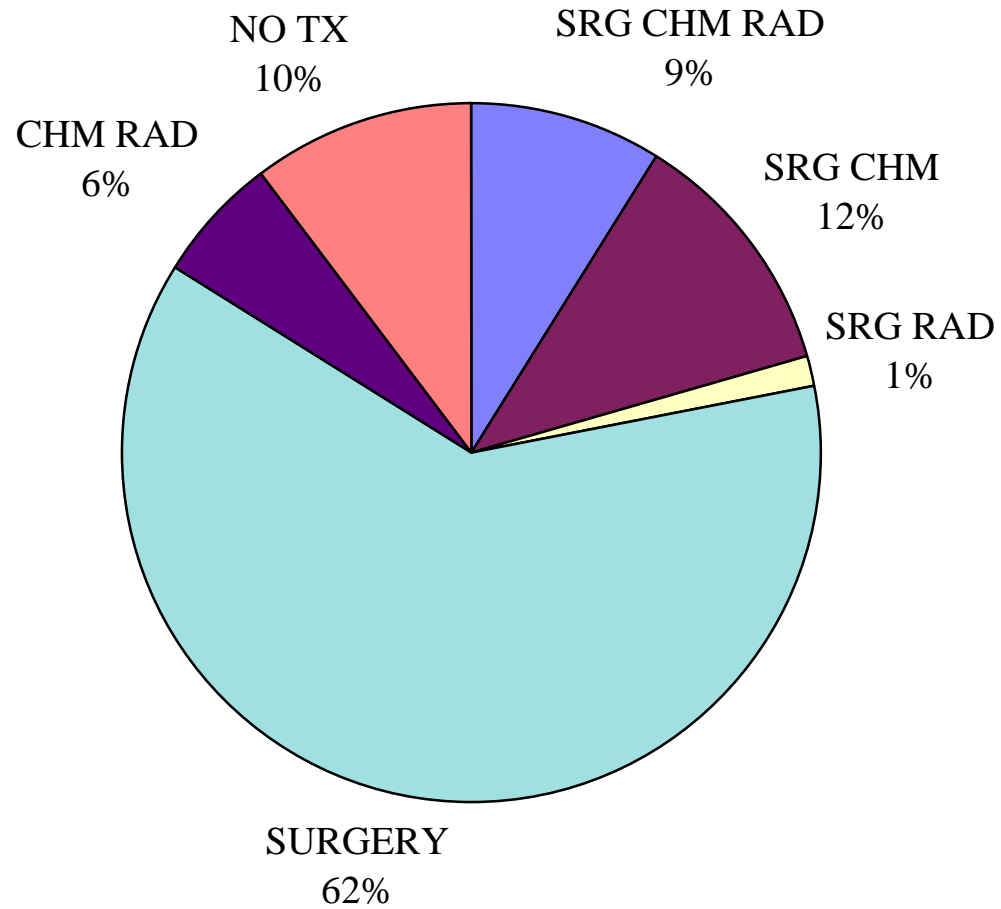
Change in Leading Sites 2004-2008



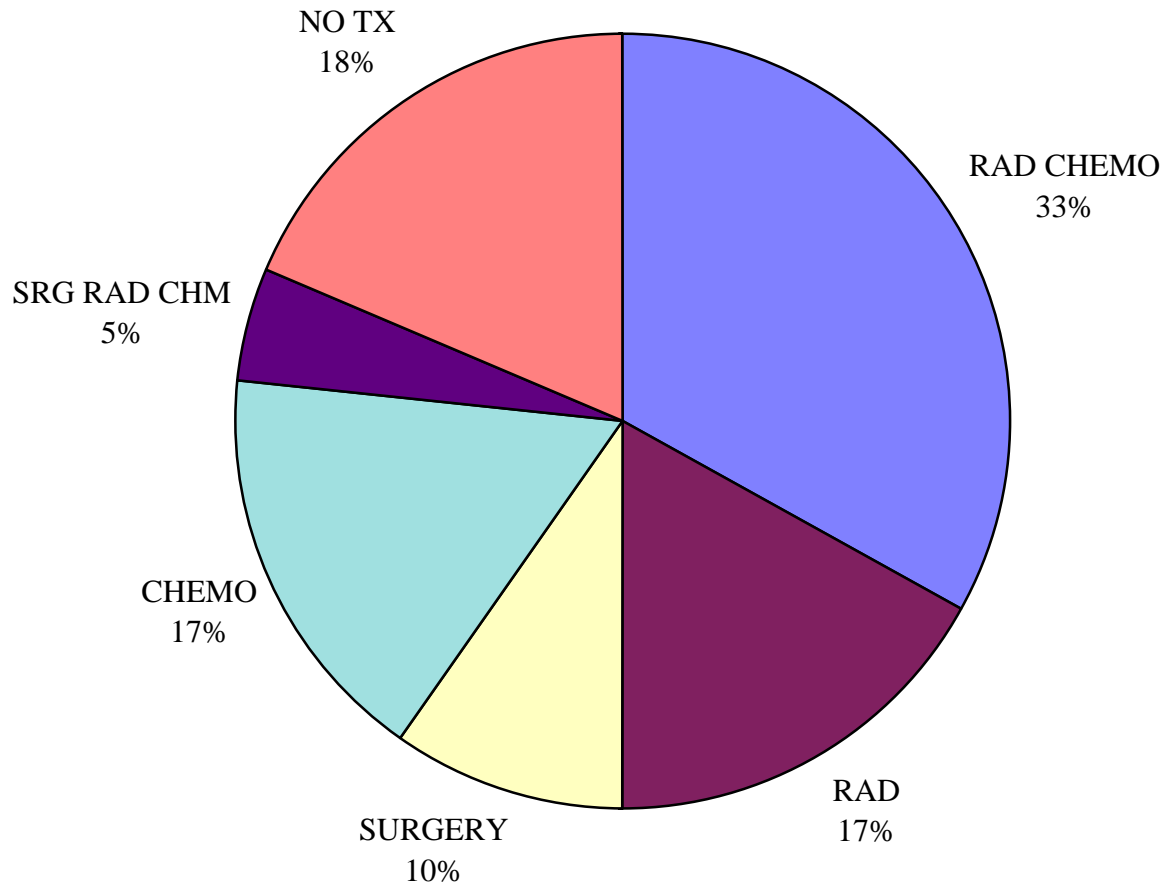
Distribution of all analytic cases by County 2004-2008



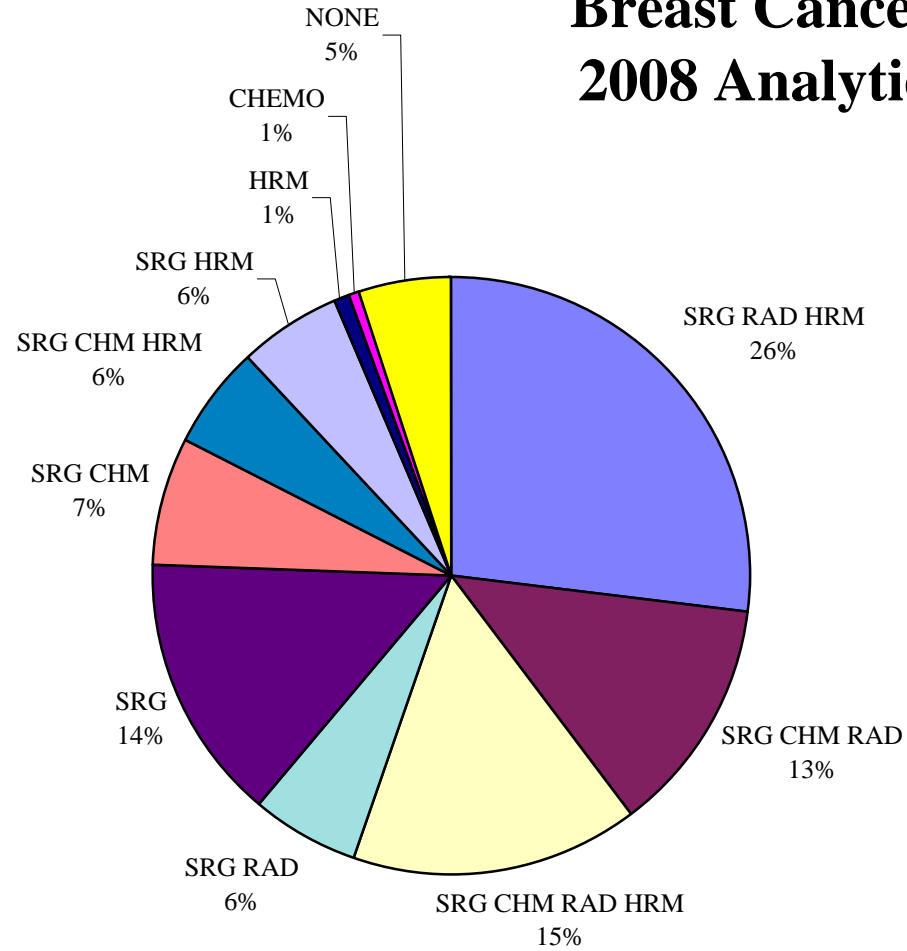
Colorectal Cancer 2008 Analytic Accessions



Lung Cancer Treatment 2008 Analytic Accessions



Breast Cancer Treatment 2008 Analytic Accessions



PROSTATE CANCER TREATMENT 2008 ANALYTIC ACCESSIONS

